

PS200 HR-14

Solar Submersible Pump System for 4" wells

System Overview

Head	max. 20 m
Flow rate	max. 2.6 m³/h

Technical Data

Controller PS200

- Control inputs for dry running protection, remote control etc.
- Protected against reverse polarity, overload and overtemperature
- Integrated MPPT (Maximum Power Point Tracking)
- Battery operation: Integrated low voltage disconnect

Power	max. 0.30 kW
Input voltage	max. 100 V
Optimum Vmp**	> 34 V
Nominal voltage (battery operation)	24 V & 48 V****
Motor current	max. 11 A
Efficiency	max. 98 %
Ambient temp.	-30...50 °C
Enclosure class	IP65

Motor ECDRIVE 200-HR

- Maintenance-free brushless DC motor
- Water filled
- Premium materials, stainless steel: AISI 304/316
- No electronics in the motor

Rated power	0.3 kW
Efficiency	max. 92 %
Motor speed	750...3,300 rpm
Insulation class	F
Enclosure class	IP68
Submersion	max. 150 m

Pump End PE HR-14***

- Non-return valve
- Premium materials, stainless steel: AISI 304/316
- Optional: dry running protection
- Helical rotor pump

Pump Unit PU200 HR-14 (Motor, Pump End)

Borehole diameter	min. 4,0 in
Water temperature	max. 50 °C

Standards



2006/42/EC, 2004/108/EC, 2006/95/EC



Type Approved
Safety
Regular Production
Surveillance
www.tuv.com
ID 2000000000

IEC/EN 61010-1:2010, IEC 62103:2003, IEC/EN 60034-1:2010,
IEC/EN 60335-2-41:2003+A1+A2,
IEC/EN 60335-1:2012, EN 62233:2008
IEC/EN 61000-6-4:2007+A1, IEC/EN 61000-6-2:2005

IEC/EN 61702:1995, IEC/EN 62253 Ed.1

The logos shown reflect the approvals that have been granted for this product family. Products are ordered and supplied with the approvals specific to the market requirements.

**Vmp: MPP-voltage under Standard Test Conditions (STC): 1000 W/m² solar irradiance, 25 °C cell temperature

***Specify temperature range on order

****Reduced flow rate. Please refer to the pump characteristic chart in COMPASS.

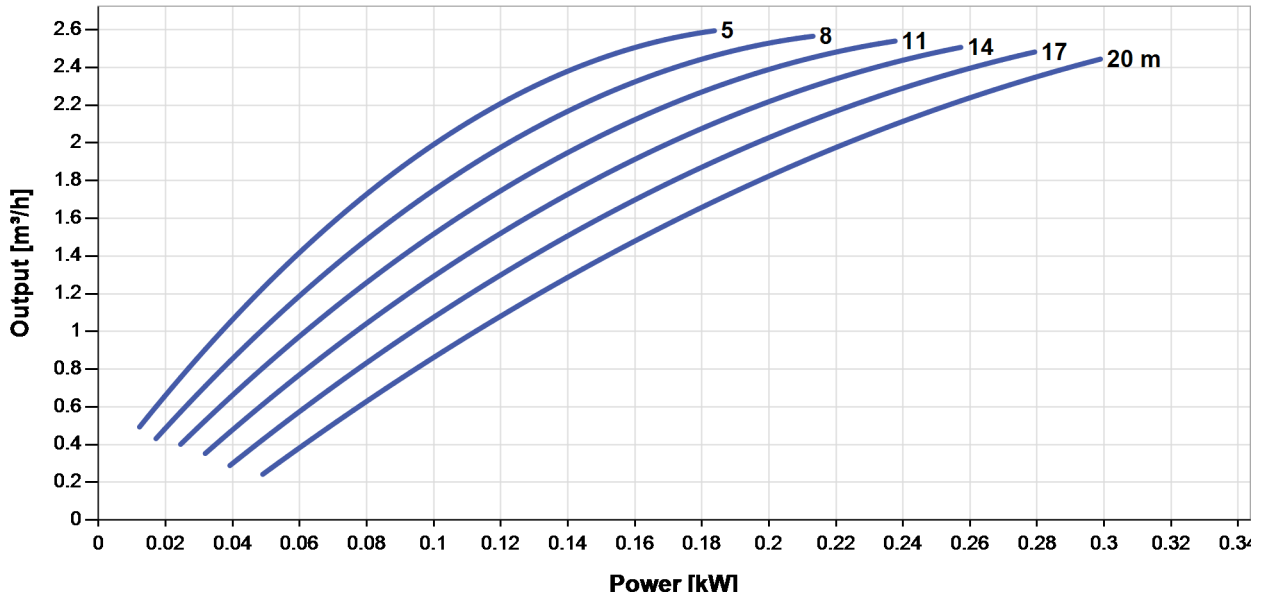


PS200 HR-14

Solar Submersible Pump System for 4" wells

Pump Chart

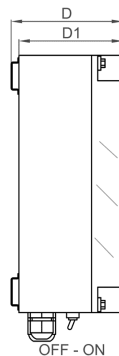
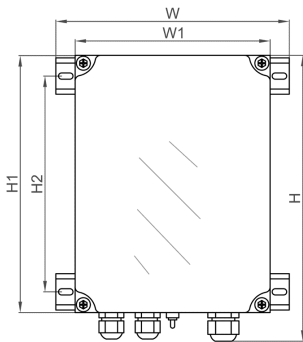
Vmp* > 34 V



Dimensions and Weights

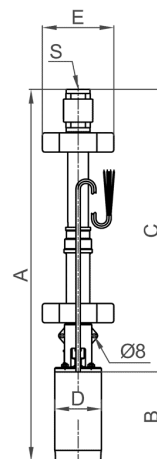
Controller

- H = 276 mm
- H1 = 248 mm
- H2 = 208 mm
- W = 225 mm
- W1 = 188 mm
- D = 108 mm
- D1 = 100 mm



Pump Unit**

- A = 771 mm
- B = 185 mm
- C = 586 mm
- D = 96 mm
- E = 147 mm
- S = 1.25 in



	Net weight
Controller	1.2 kg
Pump Unit	12 kg
Motor	7.0 kg
Pump End	4.5 kg

*Vmp: MPP-voltage under Standard Test Conditions (STC): 1000 W/m² solar irradiance, 25 °C cell temperature

**By cutting the rubber spacers the diameter can be adjusted between 6" and 4" wells.

