

PS600 Pool CS-17-1

Solar Surface Pump System

System Overview

Head	max. 12 m
Flow rate	max. 18 m ³ /h

PS DataModule – Integrated Data Logger and advanced pump management features. Allows for simple system configuration, real-time and stored data plus provides Bluetooth communication to PumpScanner Android™ App and PS Communicator.*

Technical Data

Controller PS600 Pool

- Control inputs for dry running protection, remote control etc.
- Protected against reverse polarity, overload and overtemperature
- Integrated MPPT (Maximum Power Point Tracking)
- Battery operation: Integrated low voltage disconnect

Power	max. 0.64 kW
Input voltage	max. 150 V
Optimum Vmp**	> 68 V
Motor current	max. 13 A
Efficiency	max. 98 %
Ambient temp.	-30...50 °C
Enclosure class	IP65

Motor ECDRIVE 600 CS-17

- Maintenance-free brushless DC motor
- Premium materials, stainless steel: AL/AISI 304
- No electronics in the motor

Rated power	0.7 kW
Efficiency	max. 92 %
Motor speed	900...3,300 rpm
Insulation class	F
Enclosure class	IPX4

Pump End PE CS-17-1

- Non-return valve
- Premium materials: PP
- Optional: dry running protection
- Centrifugal pump

Pump Unit PU600 Pool CS-17-1 (Motor, Pump End)

Water temperature	max. 60 °C
Suction head / Positive inlet head	max. 3 m

Standards



2006/42/EC, 2004/108/EC, 2006/95/EC



Type Approved
Safety
Regular Production
Surveillance
www.tuv.com
ID: 2000000000

IEC/EN 61010-1:2010, IEC 62103:2003, IEC/EN 60034-1:2010,
IEC/EN 60335-2-41:2003+A1+A2,
IEC/EN 60335-1:2012, EN 62233:2008
IEC/EN 61000-6-4:2007+A1, IEC/EN 61000-6-2:2005

IEC/EN 61702:1995, IEC/EN 62253 Ed.1

The logos shown reflect the approvals that have been granted for this product family. Products are ordered and supplied with the approvals specific to the market requirements.

* PS DataModule is included in all PSk2 controllers and any PS controllers with –D in their description. –D variants should be ordered if there is a potential need to use the PS DataModule features in the future as this is not a retrofit option.

**Vmp: MPP-voltage under Standard Test Conditions (STC): 1000 W/m² solar irradiance, 25 °C cell temperature

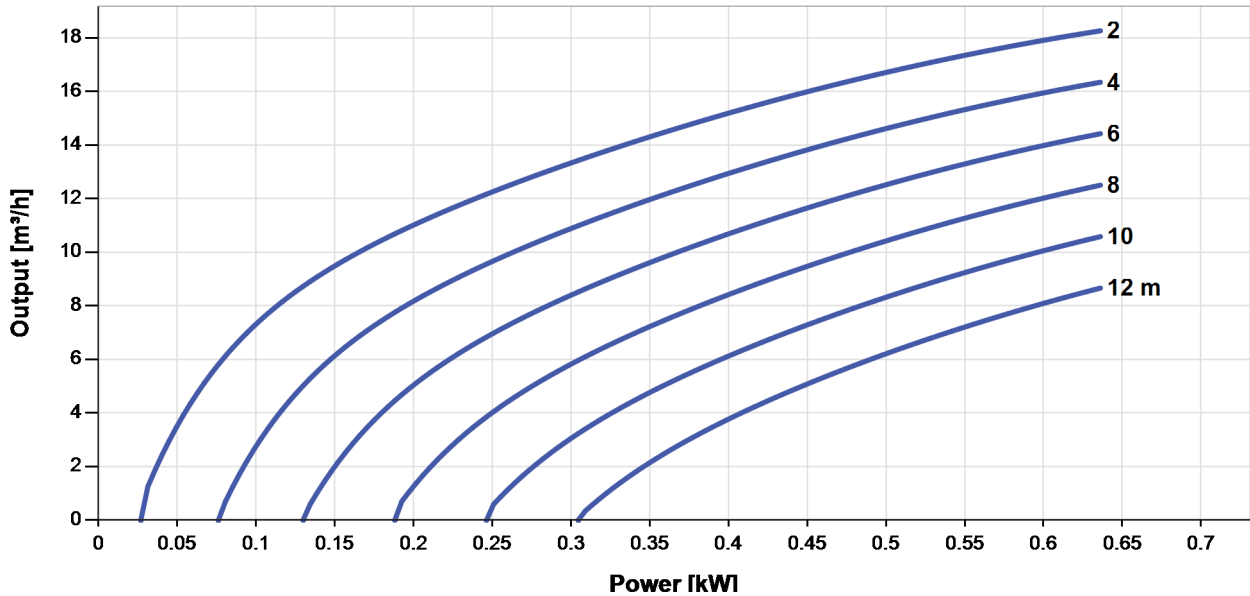


PS600 Pool CS-17-1

Solar Surface Pump System

Pump Chart

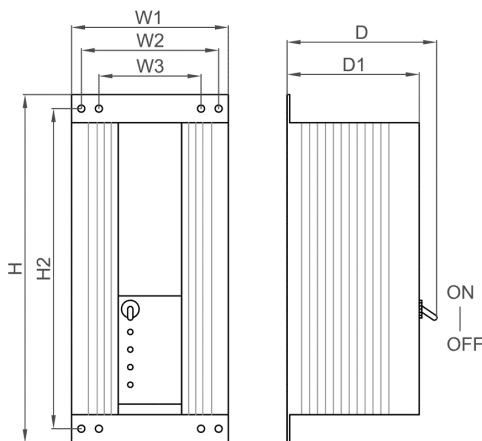
Vmp* > 68 V



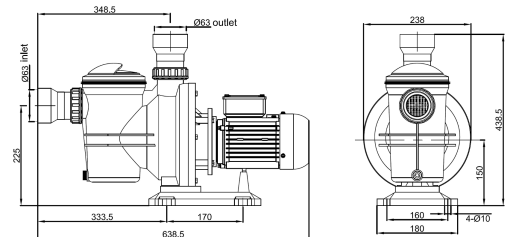
Dimensions and Weights

Controller

- H = 396 mm
- H2 = 364 mm
- W1 = 178 mm
- W2 = 156 mm
- W3 = 116 mm
- D = 165 mm
- D1 = 150 mm



Pump Unit [mm]



	Net weight
Controller	4.5 kg
Pump Unit	8.7 kg
Motor	7.0 kg
Pump End	1.7 kg

*Vmp: MPP-voltage under Standard Test Conditions (STC): 1000 W/m² solar irradiance, 25 °C cell temperature

